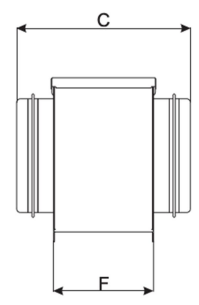
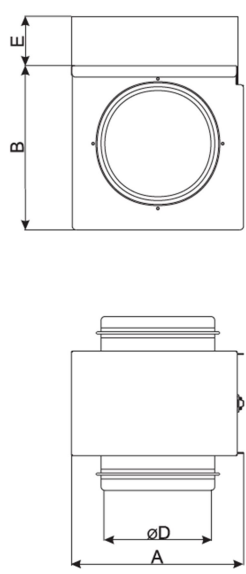


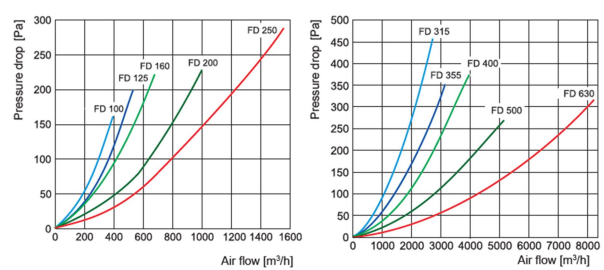
Filterbox Typ FD

Filterbox mit Flachfilter zum Einstecken, Ausführung verzinkt
Beidseitig mit Stutzen und Gummilippe zum Abdichten



Pressure drop

The diagram shows pressure drop in filter cassette type FD which is equipped with a panel of standard filter G4 class.



Dimensions

Type	A, [mm]	B, [mm]	C, [mm]	øD, [mm]	E, [mm]	F, [mm]
FD 100	224	216	231	100	216	132
FD 125	224	216	231	125	216	132
FD 160	224	216	215	160	216	132
FD 200	268	256	215	200	256	132
FD 250	318	306	241	250	306	132
FD 315	366	356	241	315	356	132
FD 355	470	460	241	355	460	132
FD 400	470	460	281	400	460	132
FD 500	547	530	244	500	530	95
FD 630	690	670	281	630	670	132

FD has to be installed into duct system in such a way that a certain space (according to dim. E) should be left for opening the door in case of changing a bag filter.

WELAFIX Industrietechnik GmbH
 Von Nagel Straße 26a · 59302
 Oelde Tel.: 0 2522 8300-52 · info@welifix.de